ELAVATIE AMONTE
UPSTREAM ELEVATION
sc. 1:100

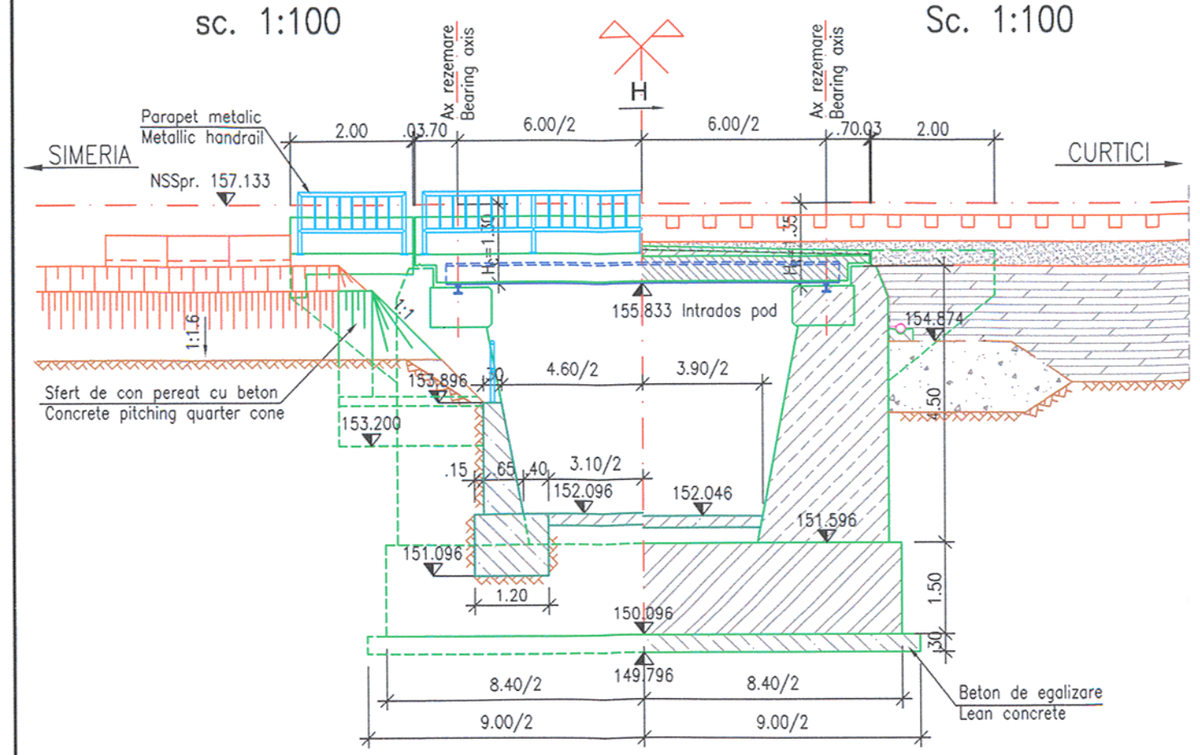

SECTIUNE LONGITUDINALA
LONGITUDINAL SECTION
Sc. 1:100

SECTIUNE TRANSVERSALA/CROSS SECTION
sc. 1:100

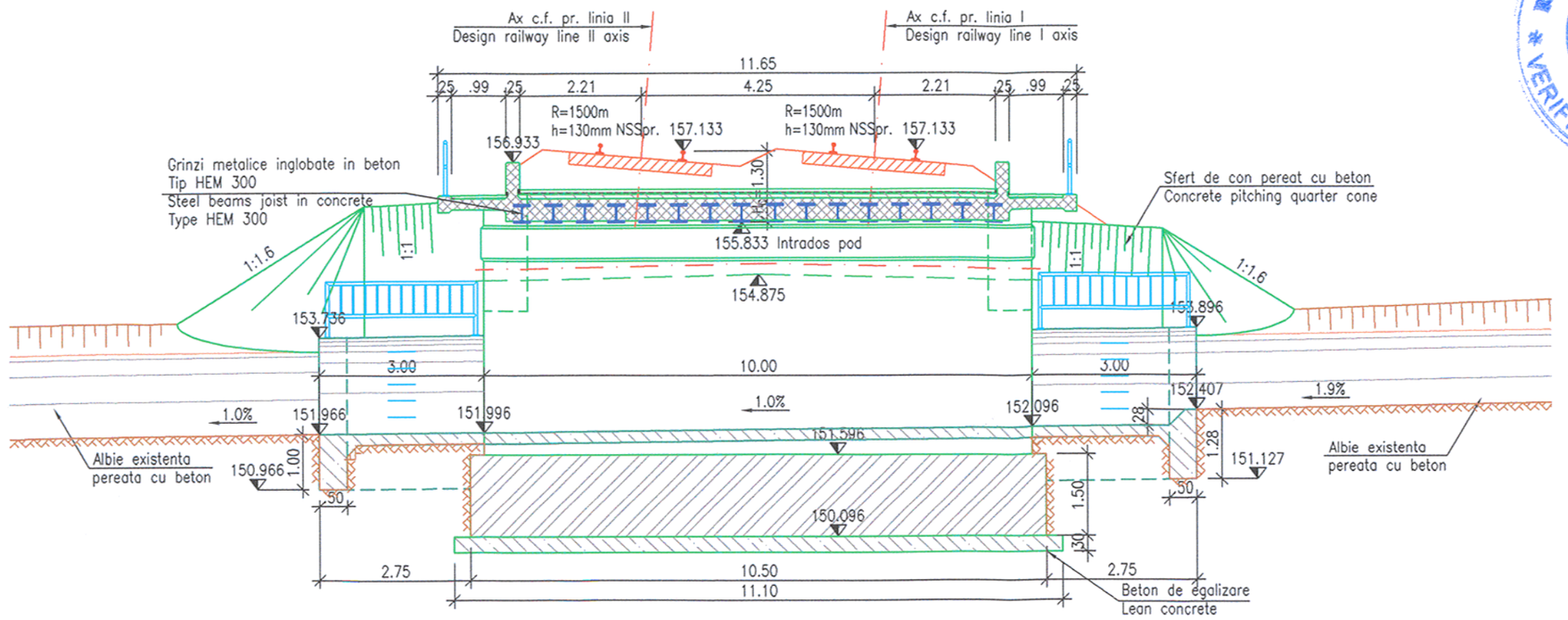



FORAJ/DRILL
KM PR. 537+000

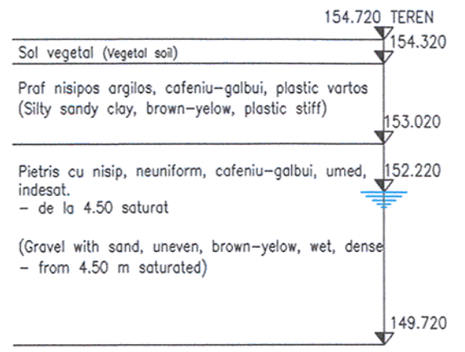

PLANURI DETALII GENERALE / GENERAL DRAWING DETAILS	
HIDROIZOLATIE SI ACOPERIR DE ROST WATERPROFFING AND EXPANSION JOINT	P T 0 2 0 2 0 0 P O 0 1 9
SISTEM DE DRENARE PODURI BRIDGE DRAINAGE SYSTEM	P T 0 2 0 2 0 0 P O 0 2 0
ELEMENT PREFABRICAT TIP L PREFABRICATED ELEMENT TYPE L	P T 0 2 0 2 0 0 P O 0 2 1
SCARA DE ACCES SI BALUSTRADA METALICA ACCESS STAIRS AND METALLIC BALUSTRADE	P T 0 2 0 2 0 0 P O 0 2 2
PARAPET METALIC PODURI, PE BETON METALLIC HANDRAIL FOR BRIDGES, ON CONCRETE	P T 0 2 0 2 0 0 P O 0 2 4

Prezentul plan anuleaza si inlocuieste versiunea anterioara
This plan cancels and replaces previous version

VEDERE PLANA / PLAN VIEW
SC. 1:100

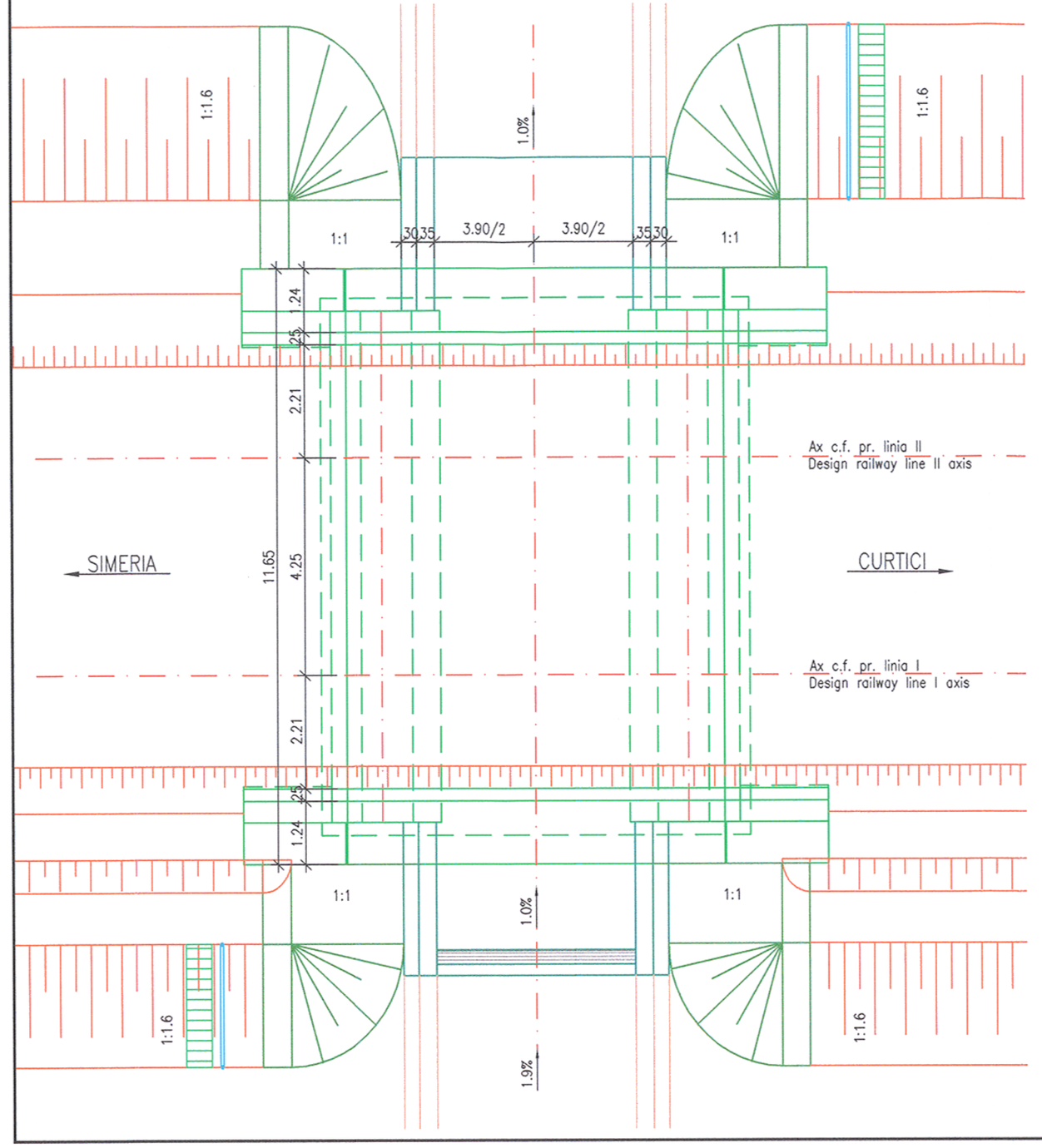

NOTA:
1. Prezentul plan s-a intocmit in baza urmatoarelor date:
- expertiza tehnica;
- studiu topografic;
- studiu geotehnic;
- studiu hidraulic;
- date culese pe teren.
2. Pe traseul de cale ferata proiectat la km 537+211, se vor executa:
- pod tip DGMI cu deschiderea de 6,00m, care se racordeaza cu terasamentul amonte si aval cu sferturi de con pereate cu beton.
- parapet metalic de protectie montat pe dala din beton.
- pereu din beton pe lungimea podului precum si intre sferturile de con, asigurandu-se astfel o panta de scurgere de 1.0%.
- suprafetele de beton vizibile se vor impermeabiliza.
- scari de acces cu balustrade metalice pe terasament.
3. La executie se vor respecta cu strictete prevederile din:
- Codul de practica pentru executarea lucrarilor din beton, beton armat si beton precomprimat, indicativ NE 012;
- Codul de practica pentru executarea elementelor prefabricate din beton, beton armat si beton precomprimat, indicativ NE 013;
- Normativul pentru verificarea calitatii si receptia lucrarilor de constructii aferente, indicativ C56-85 (C56-2002)
- Caietul de sarcini.
4. Conform H.G. 766/1997 lucrarea se incadreaza in categoria "B" a constructiilor de importanta deosebita.
5. Proiectul va fi verificat de verificatori atestati MLPAT la exigentele A.4, B.2 si D.2.

NOTE:
1. This plan was prepared based on the next data:
- technical expertise;
- topo survey;
- geo-technical study;
- hydraulic study;
- dates on site.
2. On the designed railway route at km 537+211, there will be executed:
- bridge type DGMI with 6,00m span, which will be connected upstream and downstream with concrete pitching quarter cone.
- metallic handrail mounted on the bridge superstructure.
- in the bridge area, as well as between the quarter cones, a concrete pitching will be executed thus ensuring a discharge slope of 1.0%.
- the visible concrete areas will be waterproofed.
- access steps with metallic handrails are provided on the embankment.
3. During execution there will be strictly observed the provisions of:
- Practice code concerning the execution of concrete, r.c. and pre-stressed concrete works, indicative NE 012
- Practice code concerning execution of concrete, r.c. and pre-stressed concrete elements, indicative NE 013;
- Normative concerning the quality check and taking-over of afferent construction work, indicative C56-85 (C56-2002)
- Technical Specifications.
4. Complying with H.G. 766/1997 this structure belongs to category "B" of importance.
5. The project will be verified at A.4, B.2 and D.2 requirements.

LEGENDA BETOANELOR/CONCRETE LEGEND
conform NE 012-1:2007/SR EN 206-1

- BETON C30/37 – Clasa de expunere XC3+XF1, agregate D_{max} 22
  DALA DE BETON/CONCRETE SLAB
- BETON C25/30 – Beton cu caldura de hidratare limitata, clasa de expunere XC2+XF3+XA1, agregate D_{max} 22.
  FUNDATII DIRECTE/DIRECT FOUNDATIONS
- BETON C25/30 – Clasa de expunere XC4+XF3, agregate D_{max} 22.
  ELEVATIA INFRASTRUCTURII/INFRASTRUCTURE ELEVATION
- BETON C25/30 – Clasa de expunere XC4+XF1+XM1, agregate D_{max} 16.
  SAPA DE PROTECTIE A HIDROIZOLATIEI SI PREDALE
  WATERPROOFING PROTECTION AND PRESLABS
- BETON C25/30 – Clasa de expunere XC4+XF3+XA1, agregate D_{max} 22.
  SFERT DE CON, PEREU SI SCARI DE ACCES
  QUARTER CONE, PITCHING AND ACCESS STAIRS
- BETON C16/20 – Clasa de expunere X0+XF3, agregate D_{max} 16.
  DREN, BETON DE PANTA, DE EGALIZARE
  DRAINAGE, SLOPE, LEAN CONCRETE

CONVOI DE CALCUL LM71
LOAD MODEL LM71

OBSERVATIE: Pe toate suprafetele din beton in contact cu pamantul se vor aplica 2 straturi de emulsie din bitum filerizat.

ATTENTION: All concrete surfaces in contact with soil will be coated with 2 bituminous layers.

Verificator / Expert Checker / Expert	Cerinta Requirement	Semnatura Signature	Referat / Expertiza Report / Expertise

European Investment Bank

MINISTERUL TRANSPORTURILOR

BENEFICIAR / BENEFICIARY :
COMPANIA NAȚIONALĂ DE CĂI FERATE "CFR" SA

PROIECTANT / DESIGNER: PÖYRY			Data Date	Semnatura Signature
Aprobat Approved	Sef de echipa Team leader	C. Teodorescu	01.2013	
Verificat Checked	Expert Cheie Key Expert	R. Tudorascu	01.2013	
Subcontractant / Subcontractor: VIOTOP				
Aprobat Approved	Adjunct Sef de echipa Deputy Team leader	A.M. Baicu	01.2013	
Proiectat Designed	Inginer Engineer	T. Mihali	01.2013	

"Reabilitarea liniei c.f. Frontier ă - Curtici - Simeria , parte componentă a coridorului IV Pan - European pentru circula ţia trenurilor cu viteză maximă de 160 km/h"
Tronsonul 2-B : cap Y Bărzava - cap Y Ilteu
"Rehabilitation of the Railway Line Border - Curtici - Simeria , component Part of the IV Pan - European Corridor for the Trains Circulation with maximum speed of 160 km/h"
Section 2-B : end Y Bărzava - end Y Ilteu

Project 9i 35311.1

Faza / Phase: PTH+CS / TD+TS

Denumire desen / Drawing name:
DISPOZITIE GENERALA / GENERAL LAYOUT
POD / BRIDGE KM pr. 537+211

Scara / Scale	Revizia / Revision	Cod desen / Drawing Code	Nr / No
1:100	1 / 04.2013	PT.02.02.15.PO.07.03	03